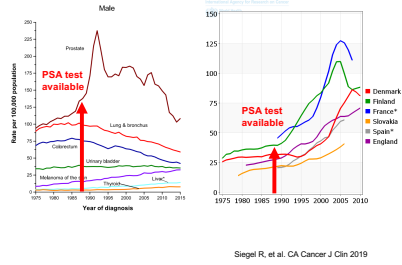
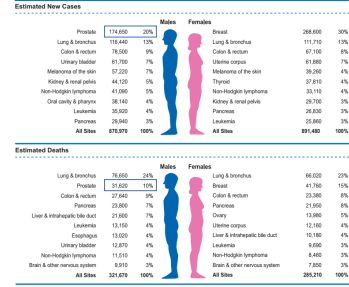


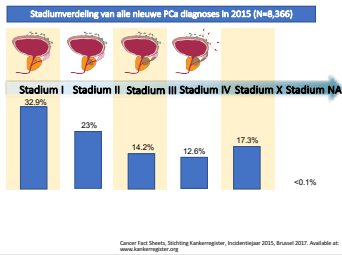
PCa incidence in US and Europe



Estimated new cases and deaths in US, 2019

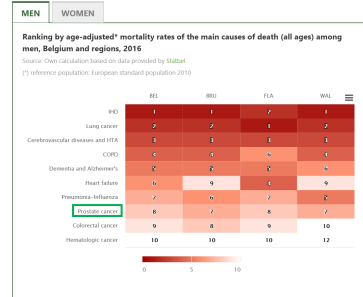
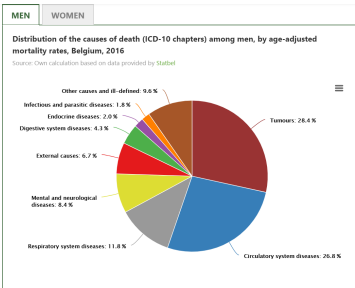
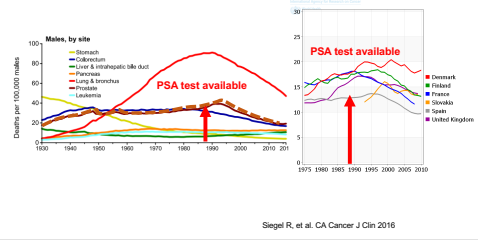


Situatie België

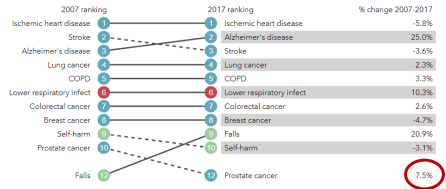


PCa mortality

PCa death rate/ Period 1994-2012: annual decline of 3.7%



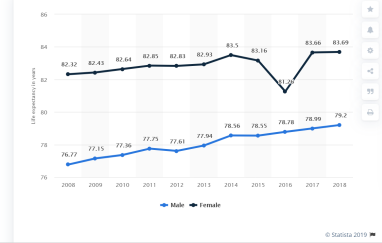
What causes the most deaths? Situation in Belgium, for population



Total mortality of male population: 53.000/yr
 Prostate cancer mortality in male population: 1.500/yr (2.8%)
 Diabetes-related death in male population: 680/yr (1.3%)
 Men and women killed in traffic: 600/yr (1.1%)

<http://www.healthdata.org/belgium>

Life expectancy in Belgium from 2008 to 2018, by gender



<https://www.statista.com/statistics/524183/life-expectancy-in-belgium-by-gender/>